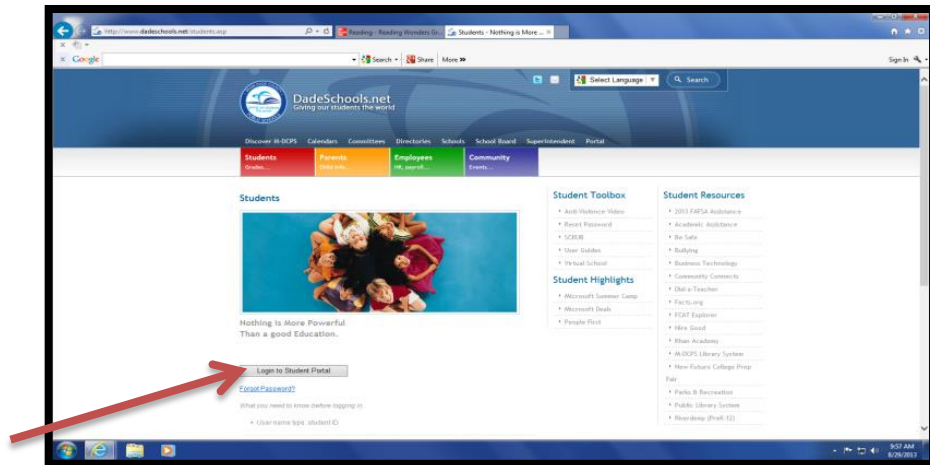
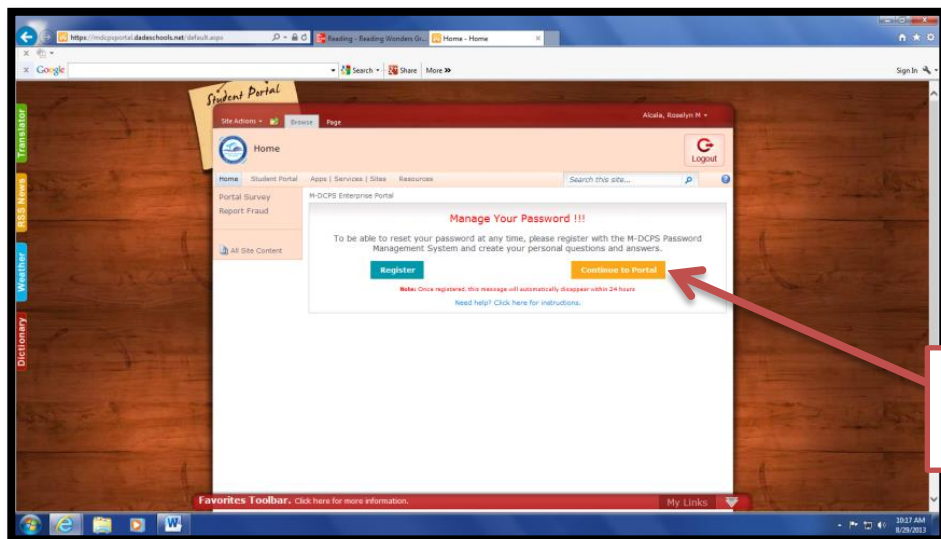


Directions for Students to access McGraw-Hill digital resources via the Student Portal

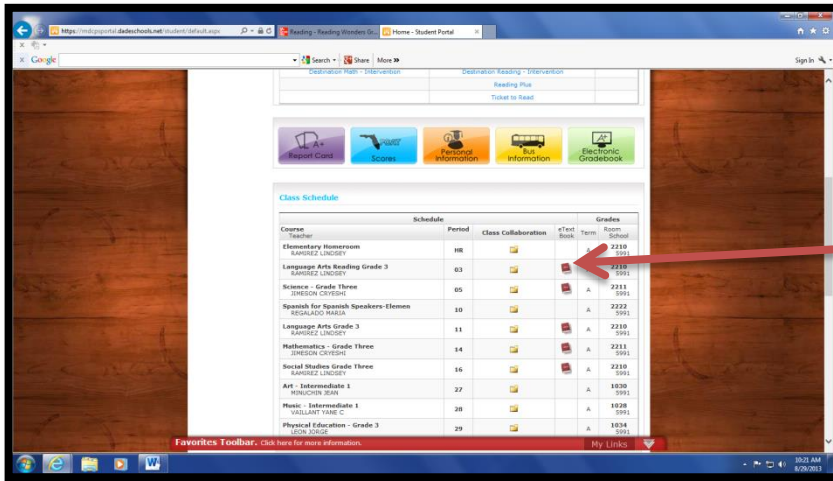
Log on to: [www.http://www.dadeschools.net/students.asp](http://www.dadeschools.net/students.asp)



- 1) What you need to know before logging in...
 - User name type: student ID
 - Your initial password is your two digit birth month, four digit birth year and the letters pw.
 - **It takes 24 hours after you are registered with the Student Portal to be able to change your initial password in the Password Management/P-Synch system.**
- 2) If the “initial” password doesn’t work, then that is an indication that the student has already created a “password” for their account.
 - If they don’t remember it, you can create a “heat ticket” asking that those students’ passwords be reset to the “initial” password. One “heat ticket” with all the students name will suffice.
- 3) Once in the “Student Portal”.

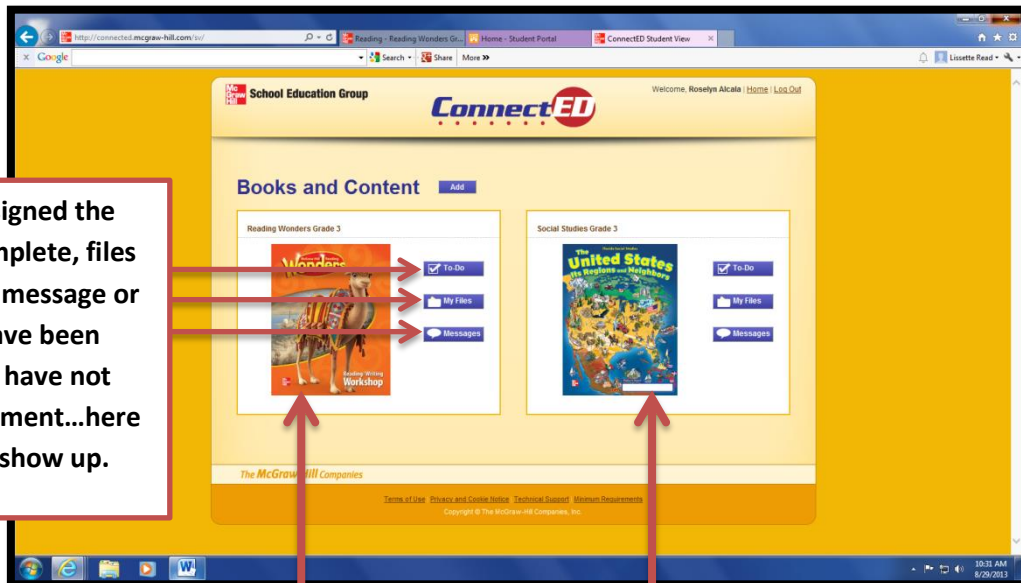


Directions for Students to access McGraw-Hill digital resources via the Student Portal



**Click Here to Access Student Books
(Reading & Social Studies)**

Ex: Language Arts Reading Grade 3



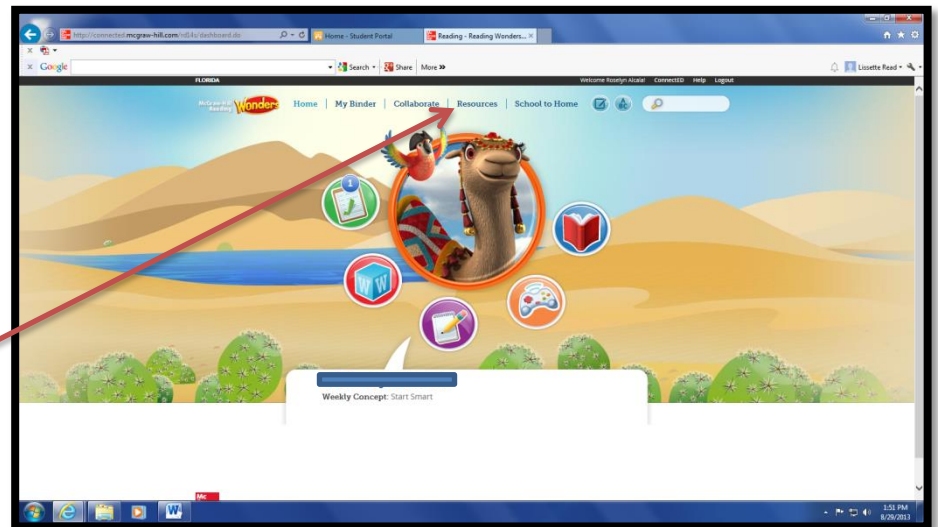
Once you have assigned the students task to complete, files or have sent them a message or messages may have been generated, if they have not completed an assignment...here is where it would show up.

**Access to the
"Student Dashboard"**

**Students' Digital Access to the
Social Studies Book**

Directions for Students to access McGraw-Hill digital resources via the Student Portal

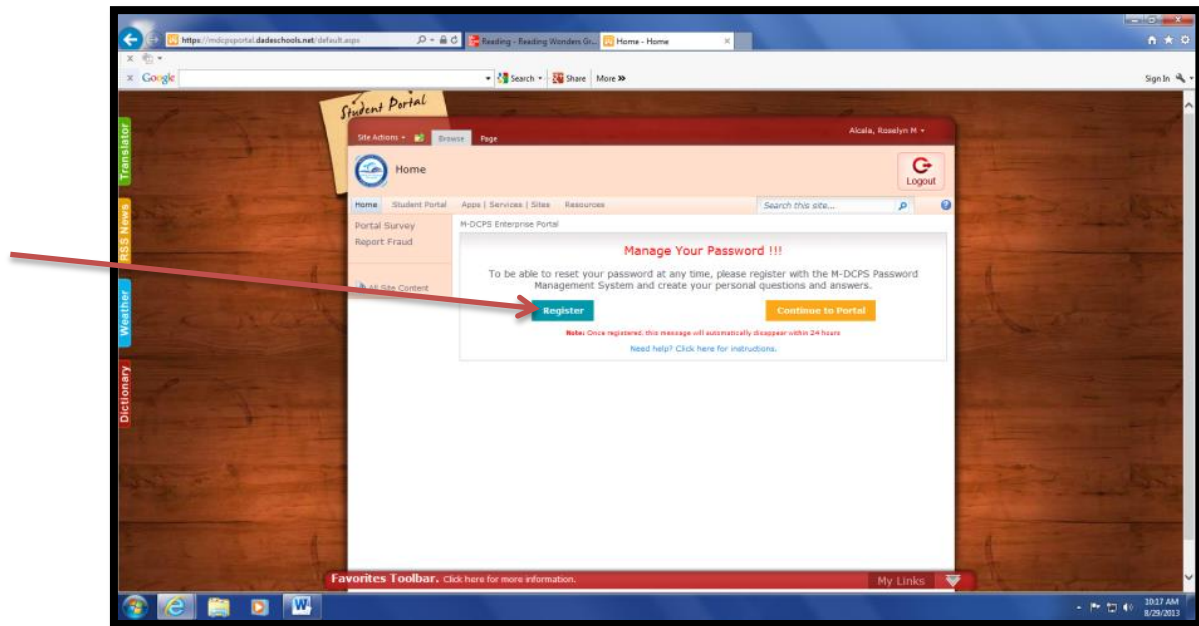
Click “Resources” for access to
“ALL” digital resources.



Click on any resources to view
digitally.



Directions for Students to access McGraw-Hill digital resources via the Student Portal



- 4) Once **24 hours** have elapsed from the time you are registered with the Student Portal you will be able to change your "initial password" in the Password Management/P-Synch system.
 - Click register: They will then be prompted to change their "initial" password.
 - By entering the "initial" one first, then entering one of their choosing.